

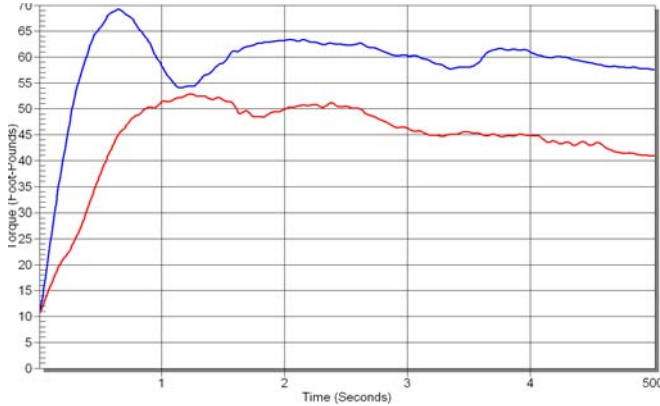
CSMi Orthopedic Measure and Training 781-297-2034

Isometric - Knee Extension/Flexion

| | | | | | |
|--------------------|----------------------|------------------------|-----------|--------------------|-------------------|
| Name: | Potash, Rob L | ID: | 1234 | Right/Left: | 3/4/2008 3/4/2008 |
| Birth date: | 1/1/1963 | Involved Side: | Left | Group 1: | Wrestling |
| Height: | 68 Inches | Preferred Side: | Right | Group 2: | |
| Weight: | 160 Pounds | Doctor: | Harris | | |
| Gender: | Male | Tester: | CSMi Tech | | |
| Diagnosis: | 8/1/2007 ACL Tear | | | | |
| Surgery: | 8/3/2007 Arthroscopy | | | | |

Isometric Extensors (Con) Angle 90 deg

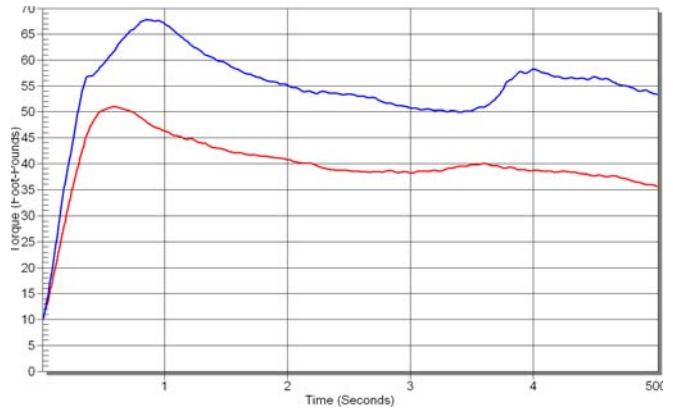
| | Value | Cof Var | %BW |
|---|-------|---------|-----|
| Peak Torque (Foot-Pounds) - Zoom | | | |
| Right | 67 | 0.04 | 42 |
| Left | 48 | 0.09 | 30 |
| Deficit | 28 | | |
| Average Torque (Foot-Pounds) - Zoom | | | |
| Right | 59 | 0.04 | 37 |
| Left | 42 | 0.06 | 26 |
| Deficit | 29 | | |
| Peak Torque Slope (Foot-Pounds/Seconds) - Zoom | | | |
| Right | 57.00 | 0.76 | 36 |
| Left | 50.72 | 0.25 | 32 |
| Deficit | 11 | | |
| Time to Half Peak Torque (Seconds) - Zoom | | | |
| Right | 0.19 | 0.34 | |
| Left | 0.21 | 0.48 | |
| Time to Peak Force (Seconds) - Zoom | | | |
| Right | 1.59 | 0.53 | |
| Left | 0.97 | 0.27 | |



Right Side Curves Left Side Curves

Isometric Extensors (Con) Angle 60 deg

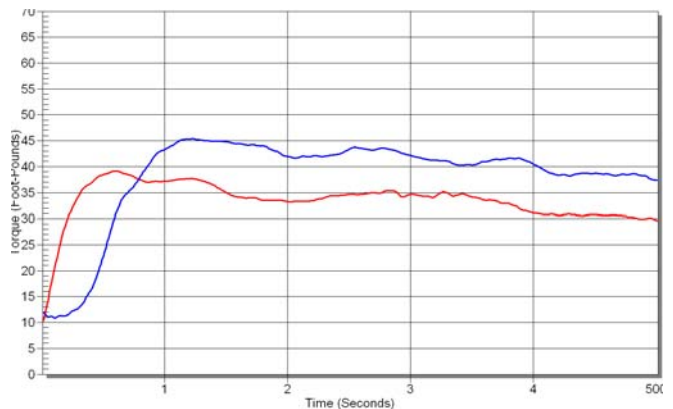
| | Value | Cof Var | %BW |
|---|-------|---------|-----|
| Peak Torque (Foot-Pounds) - Zoom | | | |
| Right | 64 | 0.05 | 40 |
| Left | 49 | 0.05 | 31 |
| Deficit | 23 | | |
| Average Torque (Foot-Pounds) - Zoom | | | |
| Right | 54 | 0.01 | 34 |
| Left | 41 | 0.07 | 26 |
| Deficit | 24 | | |
| Peak Torque Slope (Foot-Pounds/Seconds) - Zoom | | | |
| Right | 57.89 | 0.33 | 36 |
| Left | 85.69 | 0.03 | 54 |
| Deficit | -32 | | |
| Time to Half Peak Torque (Seconds) - Zoom | | | |
| Right | 0.16 | 0.15 | |
| Left | 0.14 | 0.17 | |
| Time to Peak Force (Seconds) - Zoom | | | |
| Right | 1.17 | 0.26 | |
| Left | 0.56 | 0.03 | |



Right Side Curves Left Side Curves

Isometric Extensors (Con) Angle 30 deg

| | Value | Cof Var | %BW |
|---|-------|---------|-----|
| Peak Torque (Foot-Pounds) - Zoom | | | |
| Right | 43 | 0.06 | 27 |
| Left | 37 | 0.07 | 23 |
| Deficit | 14 | | |
| Average Torque (Foot-Pounds) - Zoom | | | |
| Right | 36 | 0.06 | 22 |
| Left | 32 | 0.05 | 20 |
| Deficit | 11 | | |
| Peak Torque Slope (Foot-Pounds/Seconds) - Zoom | | | |
| Right | 46.53 | 0.17 | 29 |
| Left | 54.45 | 0.25 | 34 |
| Deficit | -15 | | |
| Time to Half Peak Torque (Seconds) - Zoom | | | |
| Right | 0.22 | 1.09 | |
| Left | 0.07 | 0.28 | |
| Time to Peak Force (Seconds) - Zoom | | | |
| Right | 0.94 | 0.25 | |
| Left | 0.69 | 0.19 | |



Right Side Curves Left Side Curves